



POS News

The Palomar Orchid Society is a non-profit organization dedicated to promoting the understanding and cultivation of both hybrid and species orchids. We welcome members of all levels to join us for orchid fun and learning! Our mission is to promote interest in the appreciation of orchids and to provide an opportunity for their display and the exchange and dissemination of information relating to their culture.

A Monthly Publication

June 2020

President's Message
Page 1

Interesting Orchid's in bloom
Page 4

June To Do List
Page 6

President's Message

Hello POS Members and Friends,
As we write this month's newsletter, not a lot has changed towards getting us back to normal. While beaches, parks and hiking trails have opened, much of our economy is still in a slump. Most of our members are retired, but to those of you who still work, we hope your job is safe and secure. With the exception of essential businesses, most businesses are closed or only open for pick up orders. We are instructed to refrain from going out, meeting friends and family, shopping, dining out, etc. On a positive note, San Diego County has had fewer cases and deaths than several of the other CA counties and, as of this writing, San Diego will slowly be reopening some businesses and other venues. We'll see if we can continue to keep social distancing and avoid additional cases and deaths in

the county. There is still no clear direction on when we will be able to resume our POS meetings so there will NOT be a June meeting. Some of us are optimistic that we will be able to meet later this fall, but others believe we may not meet again in 2020.

Whatever the situation, we hope all of you remain healthy, physically and mentally. Many of us are spending more time tending to our orchid collection. There is just as much work required to maintain our collections and the extra time should allow us to the opportunity to repot or divide our plants, address pest and disease issues and enjoy the beautiful blooms.

As with last month's newsletter we are including photographs from some of our member's blooming orchids. You also can get your orchid fix by viewing the posts on our society's Facebook

page at <https://www.facebook.com/palomarorchid/>. Helge Weissig has set up a group associated with our page called **Southern California Orchid Growers** where anyone who has a Facebook page can join and post pics of their orchids. There also are several other Facebook orchid groups that members can join and view numerous pics of the group's orchids.

If you need orchid supplies, SVO (by appt.), Yamada Company and Green Thumb Nursery are open for business. Last month we purchased 130 pounds of 'That's It' snail bait for our members and all have been sold. We even received an inquiry from a member of the San Diego County Orchid Society who gets our Newsletter. He purchased 10 pounds but wanted 25.

President's Message cont.

Moreover, Sunset Valley Orchids will be replacing their Spring Open House with an online sale from their website from Monday, June 8th thru Thursday, June 11th. Please see the separate section for more details.

Thank you for your patience in waiting for the resumption of our meetings. We are anxious and looking forward to that day. With regard to our meetings, some of us have participated in Zoom meetings with family and friends, or other organizations. As discussed later in this publication, we are soliciting interest in a Zoom meeting with members and enable you to talk with your fellow members or one of our local orchid growers and get additional culture advice. It won't be the same as having a regular meeting but it will provide an

avenue for orchid communications.

We haven't received much feedback from our members on the value of continuing our Newsletter during the pandemic so we would like to hear if it is useful. If it serves little or no value, we would consider discontinuing it until we meet again.

Please continue to refer to the AOS website and POS website for things to do for your orchids during the upcoming months. We will publish an updated June 'To Do' list in this newsletter for your convenience.

In closing, both of us hope all of our members and friends remain well, upbeat and optimistic about the future. As always Bill and Alex are available to listen to your

suggestions, questions and concerns. Please call Bill at 760-931-0502 or Alex at 760-529-5814. Bill's e-mail is billtcwong@att.net and Alex's e-mail is anadzan@mac.com.



C. Schilleriana (1898)
Antia and Jerry Spencer

2020 POS Officers

Co-President: Alex Nadzan & Bill Wong

Co-1st Vice President/Programs: Tom Wisniewski & Alex Nadzan

2nd Vice President/Raffle: Jerry Spahn & Jim Anderson

3rd Vice President/Membership: Trudy Ibbetson

Secretary: Sandy Sandquist

Treasurer: Vidya Sirsi

1st Year Trustees: Judy Dyer, Debra Funakoshi & Stewart Walton

2nd Year Trustees: Steve Redmond, Suzi Sandore and Cher Whelan

Newsletter Editor: Susan Johnston

Website Editor & Publicity: Helge Weissig

Facebook Editor: Debra Funakoshi

Instagram Editor: Geradeen Sanitiago

Contact Us:

Palomar Orchid Society

PO Box 130774, Carlsbad CA
92013

Email

newsletter@palomarorchid.org

Online

palomarorchid.org
facebook.com/palomarorchid
@palomarorchidsociety
(Instagram)

Soliciting Interest in Zoom Meetings to Replace Monthly POS Meetings

Several of us have been participating in internet Zoom meetings to interact with family, friends or participate in educational classes, groups and societies. Accordingly, we are soliciting interest in having Zoom meetings until we are able to safely meet in person again for our monthly meetings. In view of the current situation, it may be some time before many of our members will be comfortable meeting in person again due to many of our member's age group and potential susceptibility to COVID-19.

For those of you who are not familiar with Zoom meetings, individuals or groups can interact with family, friends, attend virtual meetings, courses, school classes, etc. using the Zoom internet browser based technology. To participate, all one has to have is a good internet connection, a computer with a video camera and microphone (most computers now have this capability) or a smart phone. One can easily download the software to your device and establish a free account. More details can be found on the Zoom website at <https://zoom.us>.

At virtual POS meetings, we can have our members participate in speaker talks, culture classes or demos and Q & A sessions. Fred Clarke has already expressed an interest in speaking at one of our Zoom meetings and I am sure others also would be interested as well.

If you would like to participate in such meetings, please send an email expressing your interest to president@palomarorchid.org and Alex and Bill will receive it. You also may make suggestions and/or comments regarding this or any other matter as well.

POS MEETINGS CANCELLED FOR MONTHS OF JUNE & JULY

General Meeting Information

The Palomar Orchid Society regularly meets the FIRST WEDNESDAY of every month at 6:30 pm at the Conference Center at Lake San Marcos (1105 La Bonita Dr., San Marcos, CA 92078).

Traveling on State Route 78, take the Rancho Santa Fe exit and head South. The entrance to the Lake San Marcos Resort is on your left about a 1/4 mile and South of the San Marcos Blvd. intersection. Traveling on I5 South from Oceanside and North Carlsbad, take the Palomar Airport exit and turn right onto Rancho Santa Fe after about 7 miles. Traveling North on I5 from South Carlsbad and Encinitas, for example, take the La Costa Ave. exit and turn left onto Rancho Santa Fe. The entrance to the resort will be the first right after the fire station in San Marcos.

Inside the resort at the first "T" intersection, turn left on San Marino Drive. At the next 4-way STOP, turn right on La Bonita Drive. Proceed ahead for one block on La Bonita. The conference center will be on the left and there is plenty of parking in front.

Interesting Orchids In Bloom

This month Jerry Spencer was invited to highlight one of his interesting orchids in bloom and he picked an excellent one, Cattlianthe (Ctt.) Trick or Treat, a cross between Cattleya Icarus and Ctt. Chit Chatt. Enjoy!!!



Ctt. Trick or Treat has been in bloom since last mid-March this year. While this is not the largest Cattleya in my collection, it one of my favorites. This cross was made back in 1973 by Stewart, Inc. It has been used extensively as a parent of many other hybrids. It has 189 offspring with over 34 AOS awards. Looks like other people like it too. I'm not sure where I got the plant but I've had it at least twenty years. As with everything we bought back then, it was a small plant. We loved the bright orange color and the way it produced multiple new growths from older canes. Over the years and after many repottings, Trick or Treat grew into a specimen size plant. We grow it in three parts medium bark and one part #3 perlite.

In Mar. 2017, our specimen plant was awarded Best of Show in the San Diego Spring Show. The following year, it went crazy. Linda Gardner borrowed the plant and entered it in the Santa Barbara International Show where it received the Mosher Trophy for the best Cattleya Alliance orchid. Two weeks later, it received a Best of Section at the San Diego Spring Show (in the POS display). Two weeks later after that, it was selected as the best Cattleya at the Coronado Flower Show. How can you not love a plant like that!!! Fred Clarke has a few Trick or Treat's listed in the "divisions" section of his web site as well as several Trick or Treat hybrids for sale in his Cattleya sales section. Anyone looking to try their hand at growing specimen plants should give Trick or Treat a try.

Sunset Valley Orchids Online Website Sale

In lieu of Sunset Valley Orchids Spring Open House (and delicious Tacos) we will be hosting an online sale from our website,

www.sunsetvalleyorchids.com or please call us at (760) 310-0778

This sale will run 4 days from: Monday, June 8th thru Thursday, June 11th

This "In lieu of Spring Open House sale" is a great opportunity to add to your collection. It's almost as good if you were here attending the open house in person! All plants listed on the website will receive at least 20% off, in addition to the existing discount schedule and the AOS member discount! Take a look at how the discount schedule can be applied:

Dollars Purchased	In lieu of Open House Discount	Existing Discount Schedule	*AOS Members Discount	Total Discount
\$1 - \$150	20%	0%	5%	25%
\$151 - \$400	20%	5%	5%	30%
\$401 - \$700	20%	10%	5%	35%
\$701 - \$1000	20%	15%	5%	40%
\$1001 - \$1300	20%	20%	5%	50%

The special voucher code is **SVO**. When you check out, type this into the voucher code box on the shopping cart page and click 'RECALCULATE' to apply the discount.

Are you an American Orchid Society member? If you are, I'll give you an additional 5% discount. Just include your AOS member number in the "note section" during check out. For local purchasers, let us know if you want to pick up your order by calling us to arrange an appointment for pick up, otherwise they will be shipped to you.

*AOS discount will be deducted prior to charging your card, this discount will not show in the shopping cart.

This year's three-inch Cattleya hybrids have been the best crop we've ever grown. All of them are growing well and will need to be potted up into 4" pots within the next year. Don't forget to check out the Australian Dendrobiums and Sarcochilus.

These are really exciting, and if you haven't tried them yet, they're worth investigating.

I hope you've been safe in these challenging times, and having a chance to spend more quality time with your orchids!

Your support as friends and customers is truly appreciated, Good growing!

Fred Clarke and Carlos Lopez

Sunset Valley Orchids Inc.

June's 'To Do' List

General

1. Continued increases in day length and drastic changes in light levels this month may require repositioning of plants to avoid overexposure to sun. Although cattleyas, dendrobiums and cymbidiums thrive in high light levels, phalaenopsis, miltonopsis, masdevallias and other lower light plants can easily burn. For most orchids, optimal light levels are indicated by light grassy green leaves. Dark green leaves suggest too little light, while yellow colored or red tinted leaves usually indicate too much light.
2. Increasing winds may result in additional dust build up on your orchid leaves. This provides the perfect environment for harboring mites. Treat accordingly. During warm weather, pests and diseases can proliferate very quickly and spread throughout the collection. Carefully inspect plants for scale and aphids and treat early to minimize spread. As always, follow good hygiene practices to minimize transmission of pests and viruses.
3. June continues the growth and repotting season for many orchids (cattleyas, oncidiums, dendrobiums) as new roots emerge from pseudobulbs or fans. Try to repot when roots are small and just beginning to emerge in order to minimize damage to soft tissues and avoid transplant shock, giving plants a head start in the growing season. Also repot when orchids have begun to over grow their pots and/or when media has started to break down. Consider repotting plants that have been in pots for 2 or more years and are existing, but not thriving. Repotting can revitalize and provide new vigor to such plants.
4. Increased temperatures and more sunny days require increased watering and fertilizing to accommodate growth during this period. Avoid over fertilizing to minimize root damage and growth of soft growths. Keep to one half to one fourth the recommended amount on the package. If you use tap water, water and fertilize at each watering, then once a month water thoroughly with no added fertilizer to leach out excess fertilizer and salts from the pots. When night temperatures are above 50 degrees F, water later in the day to allow plants to absorb water and nutrients overnight before the heat of the next day.
5. As you repot and divide many of your plants, set aside the extra divisions as donations for the POS auction or for silent auction at the meetings. It will prevent overcrowding of your benches and make someone else happy to get a piece of your prized plant.
6. It is desirable to remove spikes from bloomed-out plants since senescing spikes drain energy from the plant and attract pests. This is particularly true for oncidiums.

7. Some hobbyists choose to cut phalaenopsis spikes halfway to induce them to re-bloom in the summer; however, this practice will usually result in only a few more flowers. Optimal blooming is achieved by removing the spike after blooming and allowing the plant to regain energy over the summer, followed by inducing spike formation in the fall.

8. More details on specific genera can be found on the [AOS website](#)

Indoors and Greenhouse

9. Address higher light levels by adding shade cloth or painting with shading compound to avoid burning sensitive plants.

10. Carefully monitor greenhouse temperatures as higher summer temperatures can easily cook plants. Make sure fans and automatic vents are in good working order.

11. Continue to provide good air circulation for indoor plants to discourage diseases and pests such as mealy bugs and scale. Treat early to avoid spreading to other plants. More info on pests and diseases can be found at the [AOS website](#).

11. If you grow your plants inside and have outdoor growing space, move your plants outside for the warm season. Do this especially if your plants are crowded together or your hanging plants drip on the plants below when you water. The humidity and larger temperature differential between day and night are beneficial for your plants.

Outdoors

12. Continue to monitor and control snails, slugs and pests during warm weather. They can do considerable damage to plants in short order.

13. Cattleyas, oncidiums, and summer blooming cymbidiums should be in full bloom and/or producing new root and bulb growth. Increase watering frequency and fertilizer as new growth is observed and repot as appropriate.

14. Neofinetias can be repotted at this time especially if they are maintained in sphagnum moss.

15. Cymbidiums can still be repotted and divided at this time, if needed. You should allow at least 3 growing pseudo bulbs and no more than 2 back bulbs per pot.

16. Catasetums are ready to begin watering and fertilizing once the roots are 3-5 inches long. Give them warm temperature, high light and fertilizer at each watering to take full advantage of the growing season. You will be rewarded by rapid growth all summer, followed by beautiful blooms in the fall and winter. More details on culture can be found on Fred Clarke's SVO website.

Need Help with Repotting?

Phyllis Prestia received an email from her friend, Eric Andreasen, whose nephew, Joel Hanke (31 yrs. old) and his girlfriend, Megan, are looking for temporary work doing repotting or other odd jobs. Both have lost their jobs and are looking for any kind of work. They live in Old Carlsbad and both love plants. They have been doing yard work for Eric and he has shown them how to repot cymbidiums so they have some relevant experience. If you are interested, please call Eric of Andreasen Engineering, Inc. at 909.623.1595, ext. 31, or email him at ericand@aeicivil.com. He can give you more information and get you in contact with Joel.

Alex Nadzan Photos



Lc. Nancy Degenhardt 'MJW'



Cym. Happy Lambert 'Torch'




Sarco. Red Hot Kiss


Phal. Yaphon Perbalm (peloric)



Lc. Schilleriana v.coerulea 'San Diego'



Cym. Mighty Son



Eny. Jackie Bright 'Hilo Stars'



C. mossiae v. semi alba 'H&R'



Sarco. Kurumba 'Red and White' x Kulnura Spice 'Halo'



Epc. Kyoguchi 'Peters Pick' X Blc. Love Sound 'Dogashima' AM/AOS

Stephen Redmond Photos



Den. Bicentennial Blue



Lc. Brian Wheeler 'Grandson' HCC/AOS

SUMMER
OPEN
HOUSE

JUNE 19 - 21

AndysOrchids.com

734 Ocean View Ave. Encinitas, CA.
 Phone (760) 436-4239

Spencer photos



Enc. bractescens X Enc. nematocaulo




Ctt. Blood Moon



Sarco. Melba



Cym. canaliculatum



Gur. aurantiaca 'Kumquat'

